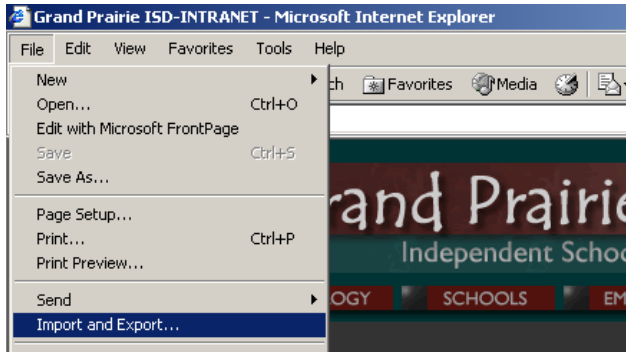


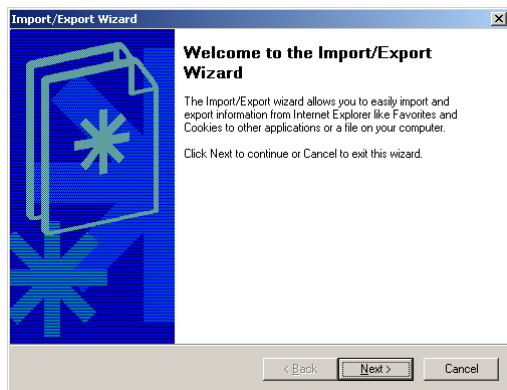
Export (Backup)your Favorites (Bookmarks)

If you have a lot of websites bookmarked in your favorites, these will be gone when you get your new computer. If you export these, then when you get your new computer, you can import them right back in.

1. Open the Internet.

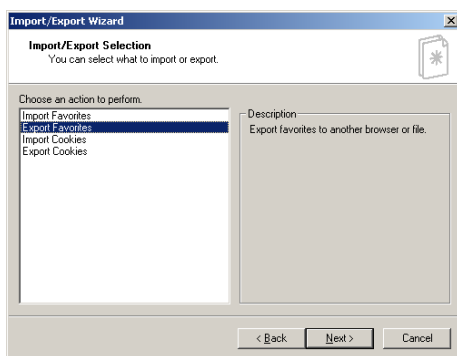


1. Click on **File**> Scroll down to **Import and Export**.



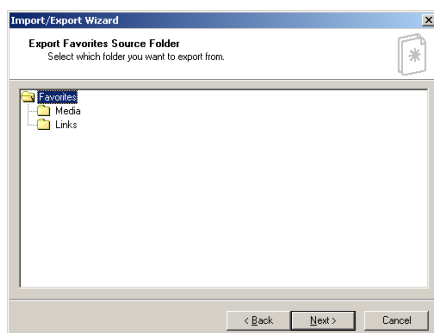
The Import/Export Wizard will open.

Click **Next**.



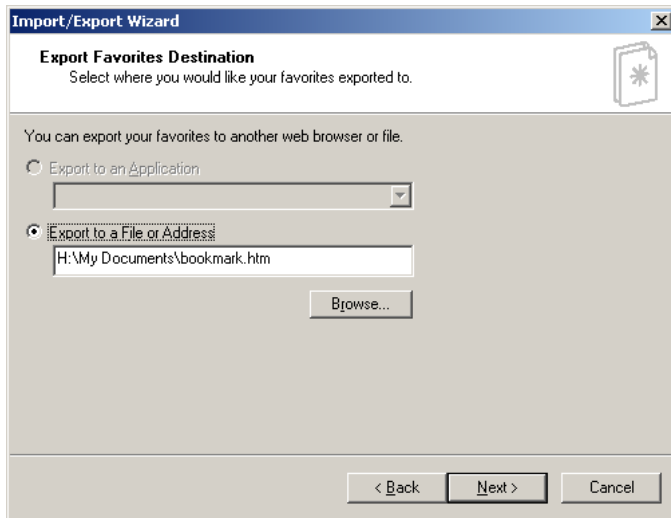
Select **Export Favorites**.

Click **Next**.



(Favorites folder should be automatically selected.)

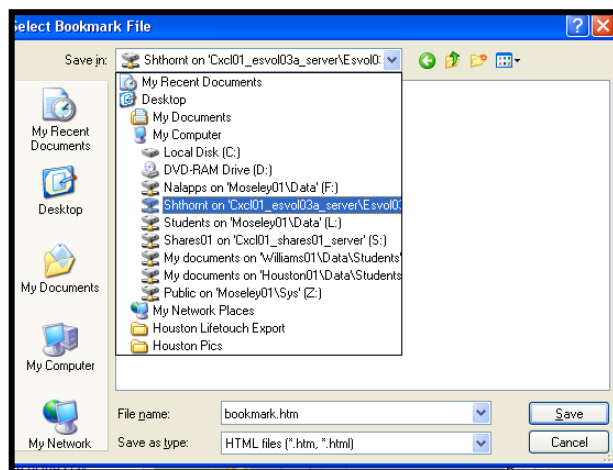
Click **Next**



It should say H:\My Documents or just H: and then bookmark.htm.

If not click on **Browse**.

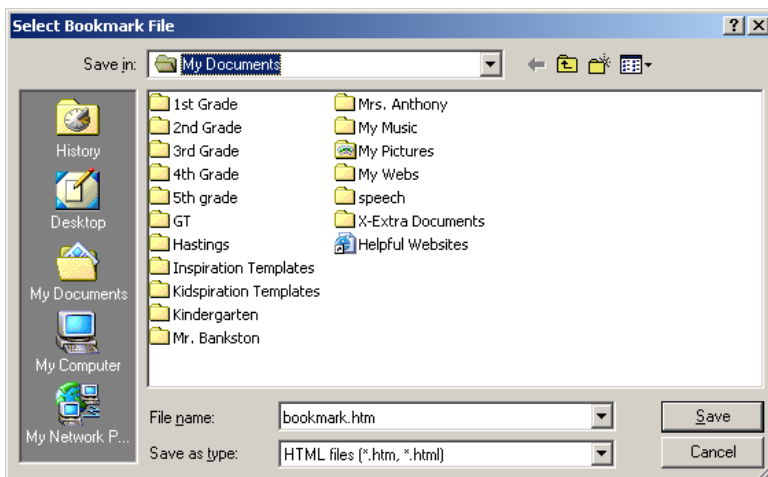
Click **Next**.



Click on the drop down arrow at the top and select the drive with your name on it. Example:

shthornt on 'Cxc101...

If there is a My Documents folder you can click on it- if not just leave on your H drive.



Once you are in the right place click Save.

Now next year you can import these back in again.

Note: You can also email this bookmark file to yourself as an attachment and import these at home on your computer as well.