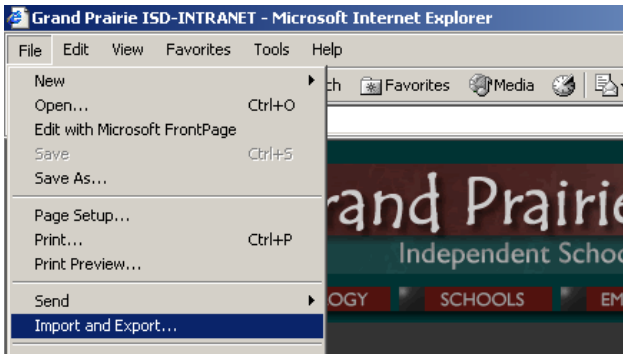


## Import your Favorites (Bookmarks) back to your computer



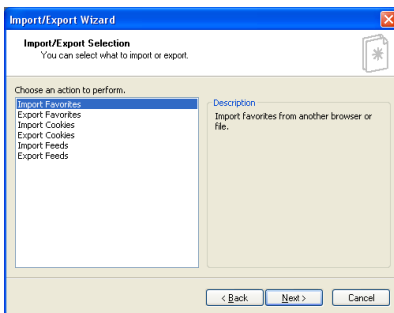
1. Open the Internet.

2. Click on File> Scroll down to **Import and Export.**



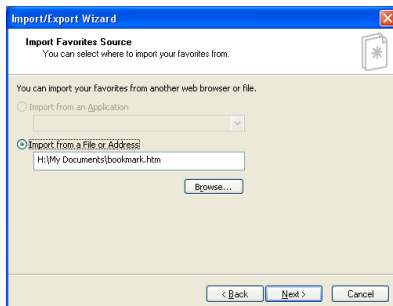
*The Import/Export Wizard will open.*

3. Click **Next.**



4. Select **Import Favorites**

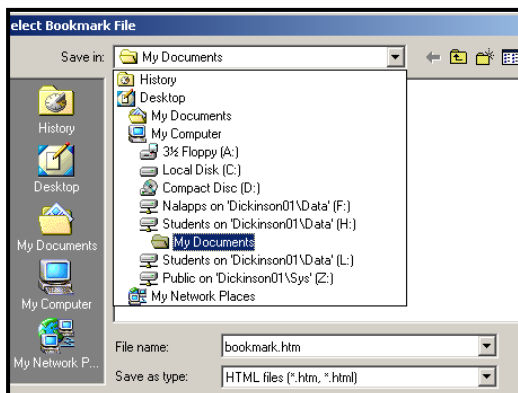
5. Click **Next.**



*It should say H:\My Documents or just H: and then bookmark.htm.*

If it does, click **Next.**

If not click on **Browse**

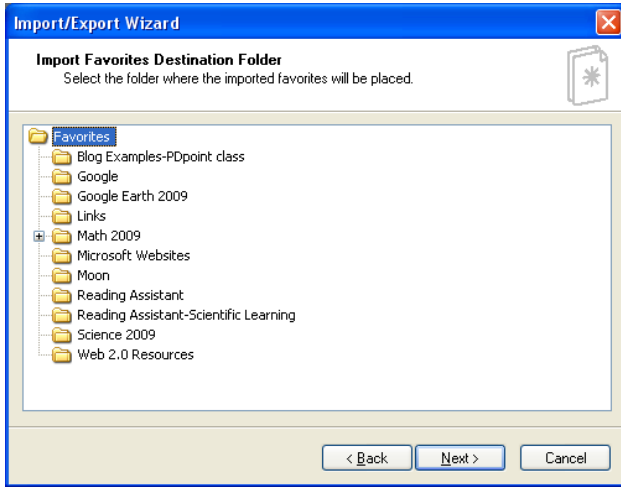


If you had to browse, then navigate to your **My Documents** Folder.

Click on the drop down arrow at the top and select the drive with **Example: Shthornton on 'Homes\_data005\_server\Data005'**

Select your **My Documents folder.**

Find the file that says bookmark.htm. Click **OK.**



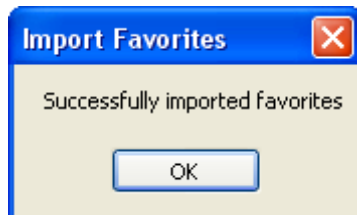
Make sure the **Favorites folder** is selected.

Click **Next**.



Click **Finish**

*It will take a few seconds or maybe longer if you have a lot of favorites, but then you will get this message.*



Click **OK**.

*Now when you go into the Internet and click on favorites, you will see these.*